

Everything You Need to Know About Panko Breadcrumb Maker Line

Introduction to Panko Breadcrumb Maker Line

The [Panko Breadcrumb Maker Line](#) represents a significant advancement in food processing technology, specifically designed to produce high-quality panko breadcrumbs efficiently. This machinery line is essential for manufacturers aiming to meet the growing demand for panko breadcrumbs, known for their light, airy texture and superior crispiness. By integrating state-of-the-art technology and innovative design, the Panko Breadcrumb Maker Line ensures consistent product quality and enhanced production capacity.

A key benefit of the Panko Breadcrumb Maker Line is its ability to automate the entire breadcrumb production process. From mixing and baking to grinding and sieving, each stage is meticulously controlled to maintain the distinctive characteristics of panko breadcrumbs. This automation not only improves operational efficiency but also reduces labor costs and minimizes human error, ensuring a uniform product every time.


The [Panko Breadcrumb Maker Line](#) is designed with versatility in mind, capable of handling various recipes and production scales. Whether you are a small-scale producer or a large industrial manufacturer, this machinery line can be customized to meet your specific needs, making it an indispensable asset for any food production facility.



Key Features of Panko Breadcrumb Maker Line

Feature	Description
Automated Mixing System	Ensures consistent dough preparation by precisely controlling ingredient ratios and mixing times.
High-Efficiency Baking Oven	Utilizes advanced temperature control to bake the dough evenly, resulting in the perfect texture for panko breadcrumbs.
Precision Grinding Mechanism	Equipped with adjustable settings to achieve the desired crumb size and texture.
Advanced Sieving System	Separates fine particles from the crumbs to ensure uniformity and quality.
User-Friendly Interface	Features an intuitive control panel for easy operation and monitoring

	of the entire production line.
Robust Construction	Made from high-grade materials to withstand continuous operation and ensure longevity.
Energy Efficient Design	Incorporates energy-saving technologies to reduce power consumption and operational costs.
Customizable Options	Offers flexibility to adjust and configure various components to match specific production requirements.
Safety Features	Includes multiple safety mechanisms to protect operators and maintain safe operation.
Low Maintenance Requirements	Designed for easy cleaning and maintenance, reducing downtime and extending the lifespan of the equipment.



Advantages of Using Panko Breadcrumb Maker Line

Efficiency and Consistency: The Panko Breadcrumb Maker Line offers unparalleled efficiency and consistency in production. By automating the process, manufacturers can achieve a uniform size and texture in every batch, which is critical for maintaining product quality. This automation reduces the margin of error that can occur with manual production methods, ensuring a high-quality end product that meets industry standards.

Cost-Effective Production: Implementing a Panko Breadcrumb Maker Line can significantly reduce labor costs. With advanced machinery handling the bulk of the work, fewer human resources are required, thus lowering operational expenses. Additionally, the speed and accuracy of the machinery can increase overall production rates, leading to higher

output and potentially greater profit margins.

Hygiene and Safety: The Panko Breadcrumb Maker Line is designed with hygiene and safety in mind. The machinery is typically made from stainless steel, which is easy to clean and sanitize, reducing the risk of contamination. Furthermore, automated systems minimize human contact with the product, enhancing safety standards and compliance with food safety regulations.

Versatility and Customization: Modern Panko Breadcrumb Maker Lines offer a high degree of versatility and customization. They can be adjusted to produce different breadcrumb sizes and textures to meet specific customer requirements. This adaptability makes it easier for manufacturers to cater to a diverse market, from fine breadcrumbs for coating to coarser crumbs for texture enhancement in various dishes.



Types of Panko Breadcrumb Maker Line

Below is a detailed table summarizing the various types of Panko

Breadcrumb Maker Lines available in the market, highlighting their key features and applications:

Type	Key Features	Applications
Standard Panko Breadcrumb Maker Line	Basic model with essential features for small to medium production.	Small to medium food production companies.
High-Capacity Panko Breadcrumb Maker Line	Designed for large-scale production with higher output and advanced automation.	Large food processing plants.
Multi-Function Panko Breadcrumb Maker Line	Capable of producing various types of breadcrumbs with adjustable settings.	Companies needing flexibility in product types.
Compact Panko Breadcrumb Maker Line	Space-saving design for businesses with limited space but requiring efficient production.	Small food processing units and restaurants.
Customized Panko Breadcrumb Maker Line	Tailored to specific production needs, including custom sizes, shapes, and textures.	Specialty food manufacturers with unique requirements.

Each type of Panko Breadcrumb Maker Line is designed to meet the specific needs of different segments of the food industry. Whether you are a small business looking for a compact, efficient solution or a large-scale producer needing high capacity and versatility, there is a Panko Breadcrumb Maker Line suited to your requirements. This ensures that all manufacturers can benefit from the technological advancements in breadcrumb production, optimizing their processes and enhancing product quality.



Essential Components of Panko Breadcrumb Maker Line

A Panko Breadcrumb Maker Line is a sophisticated assembly of machinery designed to produce high-quality panko breadcrumbs efficiently and consistently. Below is a detailed table outlining the essential components involved in this line:

Component	Description	Function
Mixer	A robust machine used to blend ingredients into a uniform dough.	Ensures consistent dough texture for panko production.
Extruder	A device that shapes the mixed dough into specific sizes and shapes.	Creates uniform dough strands necessary for panko breadcrumbs.
Conveyor Belt	A moving belt that transports dough	Facilitates smooth transfer of dough

	through different stages of processing.	between machines.
Dryer	A machine that removes moisture from the dough to achieve the desired crispness.	Reduces dough moisture to enhance breadcrumb texture and shelf life.
Grinder	A device that finely grinds the dried dough into breadcrumb form.	Ensures uniform breadcrumb size and texture.
Sifter	A machine that separates breadcrumbs based on size.	Ensures uniform particle size and removes any irregular pieces.
Packaging Machine	An automated system that packs the finished breadcrumbs into containers.	Seals and packages breadcrumbs for distribution and sale.
Control Panel	An interface for operators to manage and monitor the production line.	Provides centralized control over the entire production process.
Quality Control System	Integrated sensors and cameras that monitor the quality of breadcrumbs at various stages.	Ensures that the final product meets predefined quality standards.
Maintenance Tools	A set of tools and equipment used for routine maintenance and repairs.	Helps in maintaining the smooth operation of the production line.



Installation Process for Panko Breadcrumb Maker Line

The installation process of a Panko Breadcrumb Maker Line is critical to ensure optimal functionality and efficiency. Here are the four main steps involved:

Site Preparation: Before installing the Panko Breadcrumb Maker Line, it is essential to prepare the site. This includes ensuring that the area is clean, well-ventilated, and meets all electrical and plumbing requirements. Proper site preparation ensures a smooth installation process and reduces the risk of operational issues.

Component Assembly: The next step involves assembling the individual components of the Panko Breadcrumb Maker Line. This includes setting up the mixer, extruder, conveyor belt, dryer, grinder, sifter, packaging machine, control panel, and quality control system. Each component must be installed according to the manufacturer's specifications to ensure seamless integration and operation.

System Integration and Calibration: Once all components are assembled, they need to be integrated into a cohesive system. This involves connecting the control panel to each machine and calibrating the equipment to ensure precise operation. Calibration is crucial for maintaining the quality and consistency of the panko breadcrumbs produced.

Testing and Validation: The final step in the installation process is thorough testing and validation. The entire Panko Breadcrumb Maker Line is run through a series of test cycles to verify that all components are functioning correctly and that the system produces breadcrumbs that meet quality standards. Any issues identified during testing are addressed before the line is fully operational.




Maintenance Tips for Panko Breadcrumb Maker Line

Regular Cleaning: One of the most critical maintenance tasks for your Panko Breadcrumb Maker Line is regular cleaning. Ensure all components, especially the crumb and conveyor sections, are thoroughly cleaned after each production cycle. This prevents buildup and potential contamination, ensuring high-quality panko breadcrumbs.

Lubrication: Proper lubrication of the moving parts is essential to keep the Panko Breadcrumb Maker Line running smoothly. Use food-grade lubricants as specified by the manufacturer, and follow a regular lubrication schedule to avoid unnecessary wear and tear on mechanical parts.

Inspection and Replacement: Regularly inspect all parts of the Panko Breadcrumb Maker Line for signs of wear or damage. Replace any worn-out or damaged parts immediately to prevent breakdowns and ensure continuous operation. Pay special attention to the blades and screens as they are critical for producing consistent breadcrumb sizes.

Calibration: Periodically calibrate the Panko Breadcrumb Maker Line to maintain accuracy in breadcrumb size and texture. Calibration ensures that the machine produces panko breadcrumbs that meet your desired specifications and quality standards. Follow the manufacturer's guidelines for calibration procedures.



Troubleshooting Common Issues in Panko Breadcrumbs Maker Line

Inconsistent Breadcrumb Size: If your Panko Breadcrumb Maker Line is producing inconsistent breadcrumb sizes, check the blades and screens for wear or damage. Blades that are dull or incorrectly installed can lead to irregular crumb sizes. Ensure they are sharp and properly aligned.

Machine Jamming: Jamming can occur if there is an overload of bread input or if the crumbs are too moist. To troubleshoot this, reduce the amount of bread fed into the Panko Breadcrumb Maker Line and ensure the bread is adequately dried before processing. Regular cleaning of the machine can also prevent jamming by removing any residual crumbs.

Poor Crumb Quality: If the quality of the panko breadcrumbs is poor, check the temperature settings and processing speed. Incorrect settings can affect the texture and consistency of the crumbs. Additionally, ensure that the bread used is of high quality and appropriately processed before being fed into the machine.

Electrical Issues: Electrical problems can disrupt the operation of the Panko Breadcrumb Maker Line. Check all electrical connections and ensure they are secure. Inspect the control panel for any error codes or malfunctions. If electrical issues persist, consult a qualified technician to diagnose and repair the problem.



Enhancing Efficiency with Panko Breadcrumb Maker Line


In the highly competitive food industry, maximizing production efficiency is paramount. The Panko Breadcrumb Maker Line is designed to streamline the breadcrumb production process, ensuring high output and consistent quality. By incorporating advanced automation technologies, this machinery significantly reduces manual labor, cutting down on operational costs and minimizing human error.

One of the standout features of the Panko Breadcrumb Maker Line is its ability to produce uniform breadcrumbs with minimal waste. The precision-engineered components ensure that each breadcrumb meets the required specifications, which is crucial for maintaining product consistency and meeting customer expectations. This high level of precision contributes to a more efficient production cycle, as there is

less need for quality control interventions and rework.

Moreover, the Panko Breadcrumb Maker Line is equipped with state-of-the-art monitoring systems. These systems provide real-time data on production metrics, allowing operators to make informed decisions quickly. This capability not only enhances the efficiency of the production process but also helps in identifying and addressing potential issues before they escalate, thereby reducing downtime and maintaining continuous production flow.

Another critical aspect of efficiency in breadcrumb production is energy consumption. The Panko Breadcrumb Maker Line is designed with energy efficiency in mind, utilizing advanced motors and optimized heating systems to reduce power usage without compromising on performance. This not only lowers operational costs but also aligns with sustainable manufacturing practices, making it an eco-friendly choice for modern food processing facilities.



Safety Guidelines for Panko Breadcrumb Maker Line

Ensuring safety in food manufacturing environments is crucial. The Panko Breadcrumb Maker Line incorporates several safety features to protect operators and maintain a safe working environment.

Understanding and adhering to these safety guidelines is essential for optimal operation and prevention of accidents.

First and foremost, it is important to conduct regular maintenance checks on the Panko Breadcrumb Maker Line. Scheduled maintenance helps in identifying wear and tear on components, ensuring that the machinery operates smoothly and safely. It is recommended that all maintenance activities be performed by trained personnel who are familiar with the equipment's technical aspects.

In addition to maintenance, the Panko Breadcrumb Maker Line is equipped with emergency stop buttons and safety guards. These features are designed to provide immediate response capabilities in case of an emergency. Operators should be thoroughly trained on the location and proper use of these safety mechanisms to ensure a swift response in critical situations.

Personal protective equipment (PPE) is another vital aspect of operating the Panko Breadcrumb Maker Line. Operators should wear appropriate PPE, such as gloves, safety glasses, and protective clothing, to reduce the risk of injury. It is also important to ensure that loose clothing and accessories are secured to prevent them from getting caught in the machinery.

Finally, clear and concise operational protocols should be established and followed rigorously. These protocols should include detailed instructions on starting, operating, and shutting down the Panko Breadcrumb Maker Line. Regular training sessions and safety drills can help reinforce these protocols, ensuring that all personnel are well-

prepared to handle the equipment safely and efficiently.

Reference

1. Baker Perkins - [bakerperkins.com](https://www.bakerperkins.com)
2. GEA Group - [gea.com](https://www.gea.com)
3. Heat and Control - [heatandcontrol.com](https://www.heatandcontrol.com)
4. Hosokawa Micron - [hosokawamicron.com](https://www.hosokawamicron.com)
5. Fritsch Group - [fritsch-group.com](https://www.fritsch-group.com)